









# Adjustable infill

Adjustable infill is available in three heights and two widths with adjusting possibilities from 14-115 and 14-315 mm width. Available in Papyrus White (RAL 9018)



## Models

ARTICLES / DESCRIPTION		HEIGHT X WIDTH (MM)	COLOR
	<b>601-220-001</b> Infill Tube	2200x19	Papyrus White
	<b>601-110-001</b> Infill Tube	1100x19	Papyrus White

	<b>T07-4-07511</b> Adjustable infill	750x117	Papyrus White
	<b>T07-4-11011</b> Adjustable infill	1100x117	Papyrus White
	<b>T07-4-22011</b> Adjustable infill	2200x117	Papyrus White
	<b>T07-4-07531</b> Adjustable infill	750x317	Papyrus White
	<b>T07-4-11031</b> Adjustable infill	1100x317	Papyrus White
	<b>T07-4-22031</b> Adjustable infill	2200x317	Papyrus White

## Related products

---



### ACCESSORIES

#### Corner brackets 90°

Corner brackets can be used when there is a need of recreating the frame of a panel, after cutting the panel manually. (3 pieces)

1 articles



### ACCESSORIES

#### Cutting package

The cutting packing allows panels to be cut to required dimensions. Both vertical and horizontal versions of the cutting pack are available. The vertical cutting pack is available in two heights, 1...

4 articles



### ACCESSORIES

#### Hinge 0-90°

Hinges makes it possible to angle the panels up to 90°. (2 pieces)&nbsp; 

1 articles