



# Click fittings


Axelent's unique click-fitting revolutionizes the way you attach panels to posts. This smart detail makes the installation simple, swift and hassle-free. Experience the difference with our top and bottom attachments, specially designed for your convenience:

**Quick-Click Top Fitting:** Say goodbye to the days of struggling with panel placement. Our top fitting is a straightforward click-on attachment that effortlessly secures your mesh panels to all three sides of the post. It's so easy that any fitter can do it, saving you time and effort.

**Effortless Guidance with Lower Fitting:** The lower fitting acts as your trusted guide, ensuring that your panel effortlessly slides into the correct position. Once your panel is in place, simply click it into the top bracket, and you're all set.

We also offer a versatile Click Fitting (K1-01), for free positioning of the X-Guard post giving you even more flexibility and control in your setup.







The click fitting belongs to the standard assortment and is always included in your delivery.



# Models




## Click fittings 6 articles

### ARTICLES / DESCRIPTION

	<b>T00-01</b> Fittings for X-Guard, 1 pack
	<b>T00-02</b> Fittings for X-Guard, 1 pack, for 4 mm plastic panels
	<b>T00-03</b> Fittings for X-Guard, 1 pack, for 6 mm plastic panels
	<b>T00-04</b> Fittings for X-Guard, 1 pack, for horizontal panels
	<b>T00-05</b> Fittings for X-Guard, 1 pack, for horizontal panels different heights
	<b>T00-27</b> Quick fittings for X-Guard Lite


## Click fittings - optional placing 3 articles

### ARTICLES / DESCRIPTION

	<b>K1-01</b> Kit for optional placing of quick fittings, 1 pack
	<b>K1-03</b> Kit for optional placing of quick fittings upper bracket X-Guard, 1 pack
	<b>K1-12</b> Quick fittings, free positioning, X-Guard Lite

## Related products

---



### PANELS

#### Mesh panel

X-Guard mesh panels come in two sizes of mesh; Premium 50x20 and Classic 50x30 mm. The safety distance determines the size of mesh required. The Classic 50x30 mesh requires a minimum distance of 20...

[75 articles](#)



### ACCESSORIES

#### Other accessories

Here you can find other accessories that make the X-Guard system even more functional and flexible. &nbsp;

[5 articles](#)



### ACCESSORIES

#### X-Key

X-Key is an unique tool for quick panel release. Forget about other tools. All you need is X-Key. X-Guard panels can only be removed with the X-Key which offers quick release and replacement.

[2 articles](#)