


Impact high

Use the X-Protect Impact High Barrier for high level impact protection. It is ideal for segregating light weight vehicles or defining warehouse zones.

Our modular rails and bollards allow for damaged or worn parts to be replaced at a component level. If you need to replace any component - it is just a slide away.



X-Protect is a unique approach to safety barriers. Unrivalled modularity, using only a few system components and damping that is built in to create a barrier system that changes with your work place. X-Protect allows rapid transformation, repair or replacement of existing barriers and bespoke configurations are limitless.







Impact test results					
Area of impact	Load	Equivalent to		90° Deflection	Force to fixings
Centre of barrier C - C as below					
2000mm	6200 J	2500 kg 8 km/h	5000 kg 5.6 km/h	430mm	14.5 kN
2500mm	5500 J	2500 kg 7.5 km/h	5000 kg 5.3 km/h	470mm	12.2 kN

3000mm	5200 J	2500 kg 7.3 km/h	5000 kg 5.1 km/h	520mm	10.4 kN
Posts					
End post	2400 J	2500 kg 4.9 km/h	5000 kg 3.5 km/h	NA *	19.2 kN
Mid post	2400 J	2500 kg 4.9 km/h	5000 kg 3.5 km/h	NA *	18.1 kN
















* Deflection of posts is equivalent or less than that of the rail/s and is not considered to be critical for product selection. Performance is tested at height of the lowest rail. The post will perform better for lower strikes and deflection.

Models

Posts 6 articles

ARTICLES / DESCRIPTION		HEIGHT (MM)	LENGTH (MM)	CC (MM)	COLOR
	BCC1-061-I100 Impact High corner	610			Zinc Yellow
	BCC0-061-I100 Impact High corner	610			Zinc Yellow Graphite Black
	BCM1-061-I100 Impact High mid	610			Zinc Yellow
	BCM0-061-I100 Impact High mid	610			Zinc Yellow Graphite Black
	BCE1-061-I100 Impact High end	610			Zinc Yellow
	BCE0-061-I100 Impact High end	610			Zinc Yellow Graphite Black

Impact rails 15 articles

ARTICLES / DESCRIPTION	HEIGHT (MM)	LENGTH (MM)	CC (MM)	COLOR
 RCI1-277-0300 Impact rail		2770	3000	Zinc Yellow
 RCI1-227-0250 Impact rail		2270	2500	Zinc Yellow
 RCI1-177-0200 Impact rail		1770	2000	Zinc Yellow
 RCI1-127-0150 Impact rail		1270	1500	Zinc Yellow
 RCI1-077-0100 Impact rail		770	1000	Zinc Yellow
 RCI1-047-0070 Impact rail		470	700	Zinc Yellow
 RCI1-027-0050 Impact rail		270	500	Zinc Yellow
 RCI1-064-0087 Impact rail		640	870	Zinc Yellow
 RCI1-067-0090 Impact rail		670	900	Zinc Yellow
 RCI1-197-0220 Impact rail		1970	2200	Zinc Yellow
 RCI1-201-0224 Impact rail		2010	2240	Zinc Yellow
 RCI1-074-0097 Impact rail		740	970	Zinc Yellow
 RCI1-207-0230 Impact rail		2070	2300	Zinc Yellow
 RCI1-211-0234 Impact rail		2110	2340	Zinc Yellow
 RCI1-217-0240 Impact rail		2170	2400	Zinc Yellow

Related products



IMPACT BARRIERS

Impact

Use the X-Protect Impact Barrier for ground level impact protection. It is ideal for segregating light weight vehicles or defining warehouse zones. Our modular rails and bollards allow for damaged...

[21 articles](#)



IMPACT BARRIERS

Double impact

Use the X-Protect Double Impact Barrier configuration to protect structures from high level, heavy duty impacts. It is one of our strongest Impact protection configurations. Our modular rails and b...

[21 articles](#)



IMPACT BARRIERS

Double impact low

Use the X-Protect Double Impact Low Barrier configuration to protect structures from ground level, heavy duty impacts. It is one of our strongest Impact protection configurations and also idea...

[21 articles](#)



PEDESTRIAN BARRIERS

Pedestrian with impact high

Use the X-Protect Pedestrian + Impact high barrier configuration to protect walkways from medium duty vehicles where there is a reduced risk of ground level impacts. It is also possible to combine...

[19 articles](#)