




Est 1990

Single hinge door

Single sided-hinged doors are usually used as an access door, or as emergency exits depending on the lock mechanism selected.







Maximum width is 1500 mm. **The maximum width varies depending on the used locking solution.*

(Posts, handles and panels are not included in the door package. Opening dimensions may be limited depending on the type of lock chosen.)






Models

Height max 2500 6 articles

ARTICLES / DESCRIPTION	WIDTH (MM)	MAX WIDTH (MM)	MAX OPENING WIDTH (MM)	MIN HEIGHT (MM)	MAX HEIGHT (MM)	PANEL	FITS POSTS
 D10-XXX150A Single hinge door with upper frame			1455		2500	Mesh	Classic 50x50
 D11-XXX150A Single hinge door w/o upper frame			1455		2500	Mesh	Classic 50x50
 D30-XXX150A Single hinge door with upper frame			1450		2500	Mesh	Premium 70x70
 DP10-XXX150A Single hinge door with upper frame			1445		2300	Plastic Sheet metal	Classic 50x50
 DP11-XXX150A Single hinge door w/o upper frame			1445		2300	Plastic Sheet metal	Classic 50x50 Premium 70x70
 DP30-XXX150A Single hinge door with upper frame			1450		2300	Plastic Sheet metal	Premium 70x70

Height min 2755 3 articles

ARTICLES / DESCRIPTION	WIDTH (MM)	MAX WIDTH (MM)	MAX OPENING WIDTH (MM)	MIN HEIGHT (MM)	MAX HEIGHT (MM)	PANEL	FITS POSTS
 D10-XXX150B Single hinge door with upper frame			1455	2755	3255	Mesh	Classic 50x50
 D11-XXX150B Single hinge door w/o upper frame			1455	2755	3250	Mesh	Classic 50x50
 D30-XXX150B Single hinge door with upper frame			1450	2755	3250	Mesh	Premium 70x70

Related products





LOCKS AND SWITCHES

Hitch lock

This lock is an alternative to our X-lock and has an integrated mounting for non-contact switches. The lock has an adjustable hitch for eliminating any internal play. The handle is spring-loaded to...

[3 articles](#)



LOCKS AND SWITCHES

Padlock brackets

Padlock brackets are our very simplest lock system. A standard hinge lock prevents unauthorized access.

[3 articles](#)



LOCKS AND SWITCHES

Snap lock

Snap lock is widely used on machine guards in conjunction with switches. One press and the door closes and remains closed thanks to the lock's snap function. The lock can also be supplemented with...

[4 articles](#)



LOCKS AND SWITCHES

X-Lock

X-Lock is a versatile door lock system that suits all our accident prevention series. Using X-Lock and a door kit, you can transform any accident prevention panel into a door with a secure locking...

[5 articles](#)



LOCKS AND SWITCHES

Switch fittings

Axelent works closely with a number of interlock switch market leaders such as Allen-Bradley, Siemens, Euchner, ABB Jokab and Telemecanique. The wide range of products we can supply to our customer...

[44 articles](#)



ACCESSORIES

Kick plate

We offer two different packages of Kick plates, one for panels and one for doors. This Kick plate fits: X-Rail X-Guard Lite, Classic and Premium X-Store 2.0

35 articles



ACCESSORIES

Bail handle

The bail handle, c/c 150 mm, is supplied as a set of 2 pieces and an attachment.

1 articles



ACCESSORIES

Cutting package

Panels may need to be cut to precise heights and widths in some environments. The X-Guard cutting pack can be used to help you cut panels and is available in both vertical and horizontal versions.&...

11 articles



ACCESSORIES

Support wheel

An extra support wheel would not go amiss on some types of door solutions. Our range now includes a new smart support wheel that fits both hinged and sliding doors.

2 articles



ACCESSORIES

Kick plate

We offer two different packages of Kick plates, one for panels and one for doors. This Kick plate fits: X-Rail X-Guard Lite, Classic and Premium X-Store 2.0

35 articles