


Sliding door with centre lock

Double sliding doors are a perfect solution where space is limited and when a door in the middle is required. Each half of the door slides away from the other.










Maximum width is 5900 mm. **The maximum width varies depending on the used locking solution.*




(Posts, handles and panels are not included in the door package. Opening dimensions may be limited depending on the type of lock chosen.)

Models

Height max 2500 mm 8 articles

ARTICLES / DESCRIPTION	WIDTH (MM)	MAX OPENING WIDTH (MM)	MAX HEIGHT (MM)	PANEL	FITS POSTS
 D22-XXX290A Sliding door with center lock		2820	2500	Mesh	Classic 50x50
 D22-XXX590A Sliding door with center lock		5820	2500	Mesh	Classic 50x50
 D42-XXX290A Sliding door with center lock		2870	2500	Mesh	Premium 70x70
 D42-XXX590A Sliding door with center lock		5870	2500	Mesh	Premium 70x70
 DP22-XXX290A Sliding door with center lock		2820	2300	Plastic Sheet metal	Classic 50x50
 DP22-XXX590A Sliding door with center lock		5820	2300	Plastic Sheet metal	Classic 50x50
 DP42-XXX290A Sliding door with center lock		2870	2300	Plastic Sheet metal	Premium 70x70
 DP42-XXX590A Sliding door with center lock		5870	2300	Plastic Sheet metal	Premium 70x70

Height max 3250 mm 4 articles

ARTICLES / DESCRIPTION	WIDTH (MM)	MAX OPENING WIDTH (MM)	MAX HEIGHT (MM)	PANEL	FITS POSTS
 D22-XXX290B Sliding door with center lock		2820	3250	Mesh	Classic 50x50
 D22-XXX590B Sliding door with center lock		5820	3250	Mesh	Classic 50x50
 D42-XXX290B Sliding door with center lock		2870	3250	Mesh	Premium 70x70



D42-XXX590B
Sliding door with center lock

5870

3250

Mesh Premium 70x70

Related products



LOCKS AND SWITCHES

Hitch lock

This lock is an alternative to our X-lock and has an integrated mounting for non-contact switches. The lock has an adjustable hitch for eliminating any internal play. The handle is spring-loaded to...

[3 articles](#)



LOCKS AND SWITCHES

Padlock brackets

Padlock brackets are our very simplest lock system. Please note no padlock is included and this locking method is not suitable on its own for machine guarding without other safety features.

[3 articles](#)



LOCKS AND SWITCHES

Snap lock

Snap lock is widely used on machine guards in conjunction with switches. One press and the door closes and remains closed thanks to the lock's snap function. The lock can also be supplemented with...

[4 articles](#)



LOCKS AND SWITCHES

X-Lock

X-Lock is a versatile door lock system that suits all our accident prevention series. Using X-Lock and a door kit, you can transform any accident prevention panel into a door with a secure locking...

[5 articles](#)



LOCKS AND SWITCHES

Switch fittings

Axelent works closely with a number of interlock switch market leaders such as Allen-Bradley, Siemens, Euchner, ABB Jokab and Telemecanique. The wide range of products we can supply to our customer...

[44 articles](#)

ACCESSORIES

Kick plate



We offer two different packages of Kick plates, one for panels and one for doors. This Kick plate fits: X-Rail X-Guard Lite, Classic and Premium X-Store 2.0

[35 articles](#)



ACCESSORIES

Bail handle

A simple static handle to hold for door openings. Perfect if you plan on using your own locking solution. Comes as a pair for back to back fitting.

[1 articles](#)



ACCESSORIES

Support wheel

An extra support wheel would not go amiss on some types of door solutions. Our range now includes a new smart support wheel that fits both hinged and sliding doors.

[2 articles](#)

ACCESSORIES

Kick plate



We offer two different packages of Kick plates, one for panels and one for doors. This Kick plate fits: X-Rail X-Guard Lite, Classic and Premium X-Store 2.0

[35 articles](#)